








SABC FITNESS CENTRE – SANWARE SCHEDULE




1 - TOILETS

REPRESENTATION	CODE DESCRIPTIONS
	<p>1A LECICO "DELTA": (DELDUOLLF0BUNUE) LECICO Sanitaryware - DELTA Low Level Pan Overall size 365 x 404 x 476mm – White.</p>
	<p>Junior Flushmaster: COBRA FJ-2000</p>

REPRESENTATION	CODE	DESCRIPTIONS
  	<p>1B</p>	<p>LECICO "Atlas Raised Paraplegic" (PARSETCCB0RAIBE) Lecico Atlas Raised Paraplegic, Overall size 443 x 855 x 731mm CC & 2-piece Grab Rails Combo [Dog-Leg Grab Rail and Cistern Grab Rail.</p> <p>Seat: LECICO Atlas: Code: (CHISEASTD0MDFUC)</p> <p>Walcro 104H Toilet Flushvalve: Walcro 104HB: Dia25mm BSP, exposed, extended lever operated, chrome DZR brass toilet flushing valve, isolating check valve, telescopic adjustment and back entry flush pipe, suitable for disability type use.</p> <p>Franke Door Straight Grab Rail CNTX300. with Franke Fine Grip. Screws and dowels included. Refer to Architect's Door schedule DT03, drawing number A-801-03- DT03 for correct installation.</p>


REPRESENTATION	CODE	DESCRIPTIONS
 	<p>3D</p>	<p>SINK "FRANKE" 800x460mm Projectline PLN 611 sink. Code 101.0040.339</p> <p>MIXER "FRANKE" Highrise Swivel Chrome. Code: 115.0193.183</p>
REPRESENTATION	CODE	DESCRIPTIONS
 	<p>3E</p>	<p>QUARTZ BASIN & VANITY TYPE 'A'- to architect's design.</p> <p>"30mm Viscostone Quartz Stellar" vanity slab installed with built in "LECICA – Atlas 56CM" 560 x420 underslung basin with integrated overflow fixed under vanity (Code ASWHUCBA).</p> <p>SLAB SIZE: (L) 5550mm x (W) 600mm x (H) 150mm Number of Basins: 3</p> <p>COBRA METERING WALL SPOUT Cobra chrome plated Metering Wall Spout (Supplier Code KM066WT-114) and Cobra chrome plated Angle Valve (Supplier Code 832/350F). All according to specialist and approved by Architect.</p>

	<p>3F QUARTZ BASIN & VANITY TYPE 'B'- to architect's design.</p> <p>"30mm Viscostone Quartz Stellar" vanity slab installed with built in "LECICA – Atlas 56CM" 560 x420 underslung basin with integrated overflow fixed under vanity (Code ASWHUCBA).</p> <p>SLAB SIZE: (L) 5185mm x (W) 600mm x (H) 150mm Number of Basins: 6</p> <p>COBRA METERING WALL SPOUT Cobra chrome plated Metering Wall Spout (Supplier Code KM066WT-114) and Cobra chrome plated Angle Valve (Supplier Code 832/350F). All according to specialist and approved by Architect.</p>
<p>REPRESENTATION</p>	<p>CODE DESCRIPTIONS</p>
	<p>3G QUARTZ BASIN & VANITY TYPE 'C'- to architect's design.</p> <p>"30mm Viscostone Quartz Stellar" vanity slab installed with built in "LECICA – Atlas 56CM" 560 x420 underslung basin with integrated overflow fixed under vanity (Code ASWHUCBA).</p> <p>SLAB SIZE: (L) 2000mm x (W) 400mm x (H) 150mm Number of Basins: 2</p> <p>COBRA METERING WALL SPOUT Cobra chrome plated Metering Wall Spout (Supplier Code KM066WT-114) and Cobra chrome plated Angle Valve (Supplier Code 832/350F). All according to specialist and approved by Architect.</p>

  	<p>3F Cobra (Taps & Mixers) - Cobra - Shower - Shower Head – Chrome</p> <p>Notes: Single function. Vandal resistant. 6" BSP male inlet Includes Shower head Designed to deliver a maximum flow of 10L/min * With self-cleaning spray nozzle Minimum Flow Pressure 50 kPa Chrome plated * Single function - Classic spray</p> <p>Cobra (Taps & Mixers) - Star - Tap - Stop Tap - Chrome Plated</p> <p>Notes: Undertile with 15mm copper inlets SANS 226 TYPE 1 Includes Stoptap complete Sliding wall flange Extra indice with temperature indicator 6" heavy pattern low resistance for low pressure or high water demand installations DZR Brass Chrome plated * JASWIC Listed 72mm x 72mm</p> <p>Cobra (Taps & Mixers) - Waste - Waste, Traps and Overflows - Shower P-Trap - Rough Brass</p> <p>Notes: Shower P trap Includes Shower P trap With shallow seal Chrome plated square grating 1 1/2" female outlet Rough Brass</p>
---	---

REPRESENTATION	CODE	DESCRIPTIONS
----------------	------	--------------

4 – TOILET PAPER HOLDERS

	<p>4A TOILET ROLL HOLDER</p> <p>Franke (Washroom Systems) Rodan Accessory Double Toilet Roll Holder, Chrome, 144x301x138mm, RODX672 (Supplier Code 359987). All according to specialist and approved by Architect.</p>
---	---

5 – SOAP DISPENSERS



5A SOAP DISPENSER

Franke (Washroom Systems) Rodan Accessory wall mounted Soap Dispenser, Chrome, 200x140x85, RODX619 (Supplier Code 359981). All according to specialist and approved by Architect.

6 – PAPER TOWER DISPENSERS

REPRESENTATION



CODE DESCRIPTIONS

6A PAPER TOWEL DISPENSER

Franke (Washroom Systems) Wall Mounted paper towel dispenser (supplier code BS600P). All according to specialist and approved by Architect.

7 – HAND DRYERS



7A HAND DRYER

Franke (Washroom Systems) Hands Free Accessory, Stainless Steel Polished, Warm Air Hand Dryer, 245x140x167mm (Supplier Code 359989). All according to specialist and approved by Architect.

REPRESENTATION





CODE DESCRIPTIONS

8 – WASTE CONTAINERS



8A WASTE CONTAINER & LID

Franke (Washroom Systems) Waste container with lid (supplier code BS603). All according to specialist and approved by Architect.

9 – MIRRORS		
	<p>9A</p>	<p>FRAMELESS MIRROR – 1200H X 1500W 6mm thick frameless mirror fixed to wall with ordinary screws.</p>
REPRESENTATION	CODE	DESCRIPTIONS
	<p>9B</p>	<p>FRAMELESS MIRROR – 1900H X 800W 6mm thick frameless mirror fixed to wall with ordinary screws.</p>
	<p>9C</p>	<p>FRAMELESS MIRROR – 900H X 1000W 4mm thick frameless mirror fixed to wall with ordinary screws.</p>
REPRESENTATION	CODE	DESCRIPTIONS
10 – COAT HOOKS		
	<p>10A</p>	<p>ROBE HOOK Franke (Washroom Systems) Bathroom Accessory Robe Hook, Polished Stainless Steel, 68x40mm, BHM8P (Supplier Code 359945). All according to specialist and approved by Architect.</p>

	10B	Stainles Steel Coat Hooks Material : Stainless steel Finished : Chrome Width : 2.5cm Length : 200mm with 4x hooks.
---	------------	---

SCHEDULE MATRIX

1. LECTURE HALLS		Notes:									
Room No.	Room Name	1. Toilets	2. Urinals	3. Basins/ Showers/ Sinks	4. Toilet Paper Holders	5. Soap DISPRS	6. Paper Towel DISPRS	7. Hand Dryer	8. Waste Container	9. Mirrors	10. Coat Hooks
01	FITNESS CENTRE	-	-	-	-	-	-	-	-	-	-
02	HYDRATION AREA	-	-	-	-	-	-	-	-	-	-
03	RECEPTION	-	-	-	-	-	-	-	-	-	-
04	KITCHEN	-	-	3D	-	-	-	-	-	-	-
05	AEROBICS	-	-	-	-	-	-	-	-	-	-
06	OFFICE	-	-	-	-	-	-	-	-	-	-
07	MALE LOCKERS	-	-	-	-	-	-	-	-	9A+9B	-
08	MALE SHOWERS	-	-	3F	-	-	-	-	-	9B	-
09	MALE STEAM ROOM	-	-	-	-	-	-	-	-	-	-
10	MALE ABLUTIONS	1A+1B	2A	3B+3E+3G	4A	4A	6A	6A	8A	9B+9C	10A
11	FEMALE LOCKERS	-	-	-	-	-	-	-	-	9A+9B	-
12	FEMALE SHOWERS	-	-	3F	-	-	-	-	-	9B	-
13	FEMALE STEAM ROOM	-	-	-	-	-	-	-	-	-	-
14	FEMALE ABLUTIONS	1A+1B	2A	3B+3E	4A	4A	6A	6A	8A	9B+9C	10A
END OF SCHEDULE MATRIX											